

1						2	3	4	5
TRAY KIT	TRAY LENGTH	TRAVEL	LENGTH	REAR BRACKET ADJUSTMENT RANGE	LOAD RATING PER TRAY				
PART NO.	L	T	A	B					
T1U-300-14	14.00	14.00	14.00	14.00 TO 18.00	126 LBS				
T1U-300-16	16.00	16.00	16.00	16.00 TO 20.00	122 LBS				
T1U-300-18	18.00	18.00	18.00	16.00 TO 22.00	118 LBS				
T1U-300-20	20.00	20.00	20.00	18.00 TO 24.00	112 LBS				
T1U-300-22	22.00	22.00	22.00	20.00 TO 26.00	107 LBS				
T1U-300-24	24.00	24.00	24.00	22.00 TO 28.00	102 LBS				
T1U-300-26	26.00	26.00	26.00	24.00 TO 30.00	96 LBS				
T1U-300-28	28.00	28.00	28.00	26.00 TO 32.00	90 LBS				

TRAY LENGTH =  $L \pm .03$

REAR BRACKET ADJUSTMENT RANGE = (B)

.075 THICK, TRAY

.203 X 2.00 SLOT TYP.

.060 THICK, BRACKETS

TRAY WIDTH = 16.75

TRAVEL =  $T \pm .12$

SLIDE LENGTH =  $A \pm .03$

DEPRESS TO DISCONNECT OR CLOSE CHASSIS SECTION

CHASSIS SECTION (REMOVABLE)

REFERENCE: T1U-100-CMA ORDERED SEPARATELY

(18.312)

#10-32 PANEL FASTENER, 2X.

(2.00)

4. SLIDE LOCKS IN FULL OPEN POSITION AND IS PROVIDED WITH QUICK DISCONNECT OF CHASSIS SECTION.

3. SLIDE IS A FRICTION SLIDE.

2. FINISH: SLIDE CHANNELS AND BRACKETS ARE COMMERCIAL ZINC PLATE. TRAY IS POLYURETHANE BLACK POWDER COAT.

1. MATERIAL: SLIDE CHANNELS, BRACKETS AND TRAY ARE COLD ROLLED STEEL.

6. TRAY IS SYMMETRICAL AND MAY BE MOUNTED AS A SHELF OR TRAY AS SHOWN ON SHEET 2 OF 2. TO CONVERT, SIMPLY DISCONNECT, FLIP OVER AND RE-INSTALL

5. TRAY KIT INCLUDES:

1 EA. SLIDES ASSY AND TRAY RIVETED

1 EA. HARDWARE KIT:

12 EA. CLIP NUTS #10-32

10 EA. SCREWS PHPH #10-32 X 1/2" SS

**JONATHAN**<sup>®</sup>

**Engineered Solutions**

**TOLERANCES UNLESS OTHERWISE NOTED**

.XX	.XXX	ANGLES	HOLES
$\pm .03$	$\pm .010$	$\pm 1^\circ$	$\pm .005$

**SHEET 1 OF 2**

**PART NUMBER :**

**T1U-300**

**DATE :**

**10/12**

**COPYRIGHT © 2012 JONATHAN ENGINEERED SOLUTIONS**

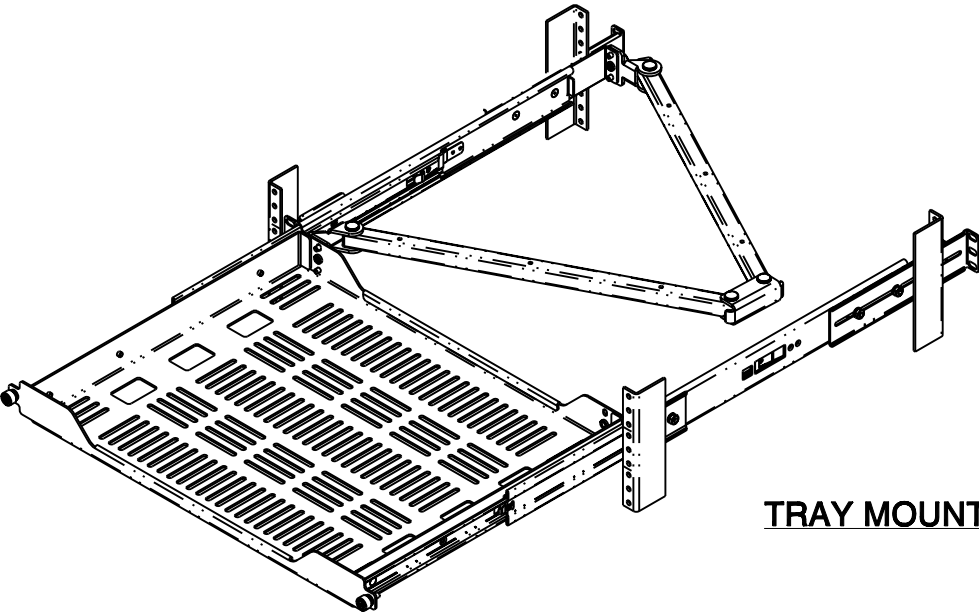
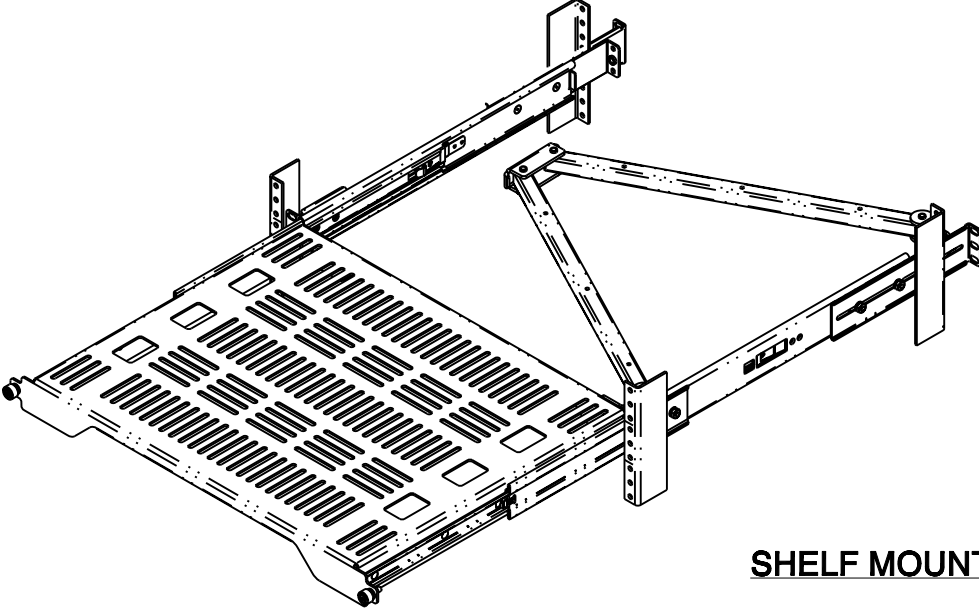
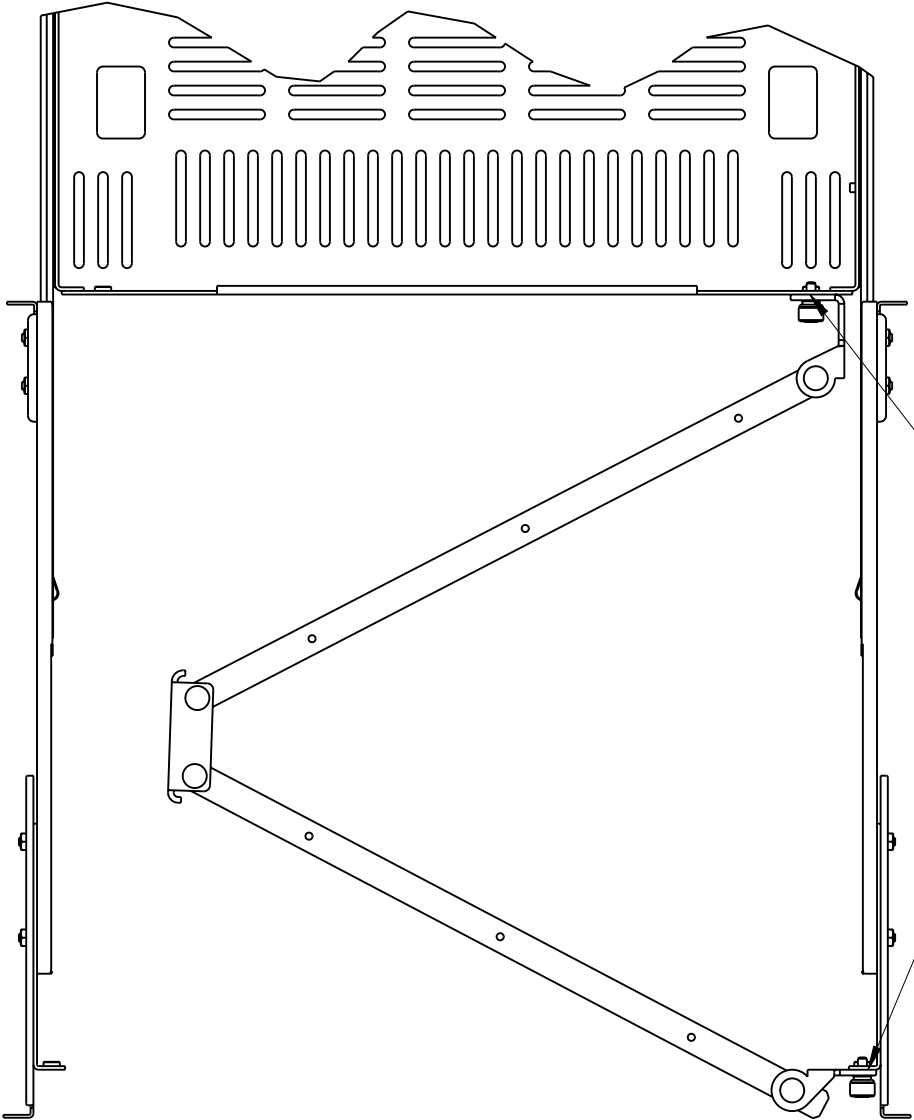

**DESCRIPTION :**

**STEEL**

**T1U-300**

**LOAD RATING : 90-126**

Irvine Technology Center  
410 Exchange, Suite 200  
Irvine, CA 92602  
Tel. (714) 665-4400  
Fax: (714) 368-7002  
Website: [www.jonathanengr.com](http://www.jonathanengr.com)  
Engineer - Production - Integration/ Subassembly - Logistics  
United States - Mexico - China - Taiwan

	1	2	3	4	5																																		
A	<div><div><p>TRAY MOUNTING</p></div><div><p>SHELF MOUNTING</p></div></div> <div><p>CMA ATTACHMENT POINTS (LEFT AND RIGHT SIDES)</p><p>OPEN POSITION SHOWN</p></div>					A																																	
B						B																																	
C						C																																	
D						D																																	
E	<div><div>8. ACCESSORIES: ORDER SEPARATELY</div><div><table><tr><td>TIU-100-CMA</td><td>1U CABLE ARM ASSEMBLY - CRS, ZINC PLATE</td></tr><tr><td>TK-STP-4-K</td><td>STRAP WITH METAL CAM BUCKLE KIT 2 EA. STRAP WITH BUCKLE 4 FEET LONG</td></tr><tr><td>TK-STP-5-K</td><td>STRAP WITH METAL CAM BUCKLE KIT 2 EA. STRAP WITH BUCKLE 5 FEET LONG</td></tr><tr><td>TK-MAT-1212</td><td>ANTI SLIP MAT 12" X 12"</td></tr><tr><td>TK-MAT-1218</td><td>ANTI SLIP MAT 12" X 18"</td></tr><tr><td>TK-HLT</td><td>STRAP TRAY KIT 4 EA. .75 X 14.00 STRAP</td></tr><tr><td>TK-HLC</td><td>HOOK AND LOOP CMA KIT 4 EA. .50 X 8.00 HOOK AND LOOP STRAP</td></tr></table></div><div><div><div></div><div><div>Irvine Technology Center 410 Exchange, Suite 200 Irvine, CA 92602 Tel. (714) 665-4400 Fax: (714) 368-7002 Website: <a href="http://www.jonathanengr.com">www.jonathanengr.com</a> Engineer - Production - Integration/ Subassembly - Logistics United States - Mexico - China - Taiwan</div></div></div><table><tr><td colspan="4">TOLERANCES UNLESS OTHERWISE NOTED</td><td colspan="2">PART NUMBER : <b>T1U-300</b></td><td rowspan="3">DESCRIPTION : <b>STEEL T1U-300 LOAD RATING : 90-126</b></td></tr><tr><td>.XX ± .03</td><td>.XXX ± .010</td><td>ANGLES ± 1°</td><td>HOLES ± .005</td><td colspan="2">DATE : 10/12</td></tr><tr><td colspan="4">SHEET 2 OF 2</td><td colspan="2">COPYRIGHT © 2012 JONATHAN ENGINEERED SOLUTIONS</td></tr></table></div></div>					TIU-100-CMA	1U CABLE ARM ASSEMBLY - CRS, ZINC PLATE	TK-STP-4-K	STRAP WITH METAL CAM BUCKLE KIT 2 EA. STRAP WITH BUCKLE 4 FEET LONG	TK-STP-5-K	STRAP WITH METAL CAM BUCKLE KIT 2 EA. STRAP WITH BUCKLE 5 FEET LONG	TK-MAT-1212	ANTI SLIP MAT 12" X 12"	TK-MAT-1218	ANTI SLIP MAT 12" X 18"	TK-HLT	STRAP TRAY KIT 4 EA. .75 X 14.00 STRAP	TK-HLC	HOOK AND LOOP CMA KIT 4 EA. .50 X 8.00 HOOK AND LOOP STRAP	TOLERANCES UNLESS OTHERWISE NOTED				PART NUMBER : <b>T1U-300</b>		DESCRIPTION : <b>STEEL T1U-300 LOAD RATING : 90-126</b>	.XX ± .03	.XXX ± .010	ANGLES ± 1°	HOLES ± .005	DATE : 10/12		SHEET 2 OF 2				COPYRIGHT © 2012 JONATHAN ENGINEERED SOLUTIONS		E
TIU-100-CMA	1U CABLE ARM ASSEMBLY - CRS, ZINC PLATE																																						
TK-STP-4-K	STRAP WITH METAL CAM BUCKLE KIT 2 EA. STRAP WITH BUCKLE 4 FEET LONG																																						
TK-STP-5-K	STRAP WITH METAL CAM BUCKLE KIT 2 EA. STRAP WITH BUCKLE 5 FEET LONG																																						
TK-MAT-1212	ANTI SLIP MAT 12" X 12"																																						
TK-MAT-1218	ANTI SLIP MAT 12" X 18"																																						
TK-HLT	STRAP TRAY KIT 4 EA. .75 X 14.00 STRAP																																						
TK-HLC	HOOK AND LOOP CMA KIT 4 EA. .50 X 8.00 HOOK AND LOOP STRAP																																						
TOLERANCES UNLESS OTHERWISE NOTED				PART NUMBER : <b>T1U-300</b>		DESCRIPTION : <b>STEEL T1U-300 LOAD RATING : 90-126</b>																																	
.XX ± .03	.XXX ± .010	ANGLES ± 1°	HOLES ± .005	DATE : 10/12																																			
SHEET 2 OF 2				COPYRIGHT © 2012 JONATHAN ENGINEERED SOLUTIONS																																			
	1	2	3	4	5																																		