NOTES:

1. LEFT SLIDE AS SHOWN, RIGHT SLIDE OPPOSITE.
2. FOR BRACKETS, SEE SEPARATE SECTION.
3. CABINET SECTION OR CHASSIS SECTION MAY BE PURCHASED SEPARATELY AND ARE INTERCHANGEABLE. CONTACT JONATHAN FOR ORDERING INSTRUCTIONS.
4. AMOUNT OF ROLLERS TO BE DETERMINED BY JONATHAN ENGINEERED SOLUTIONS.
5. SLIDE LOCKS IN OPEN POSITION ONLY.
6. SLIDE FEATURES QUICK DISCONNECT OF CHASSIS SECTION.
7. MOUNTING HOLE TOLERANCE: ±.005 [±.13]

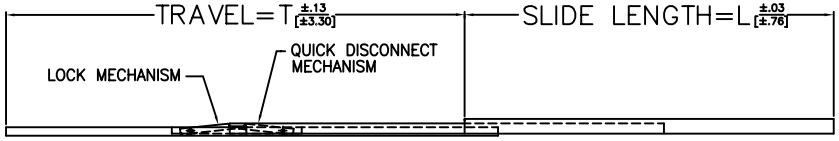

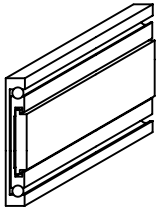

ISOMETRIC REPRESENTATION

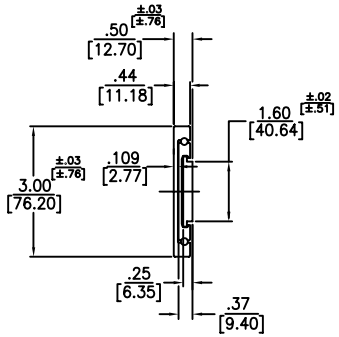

END VIEW

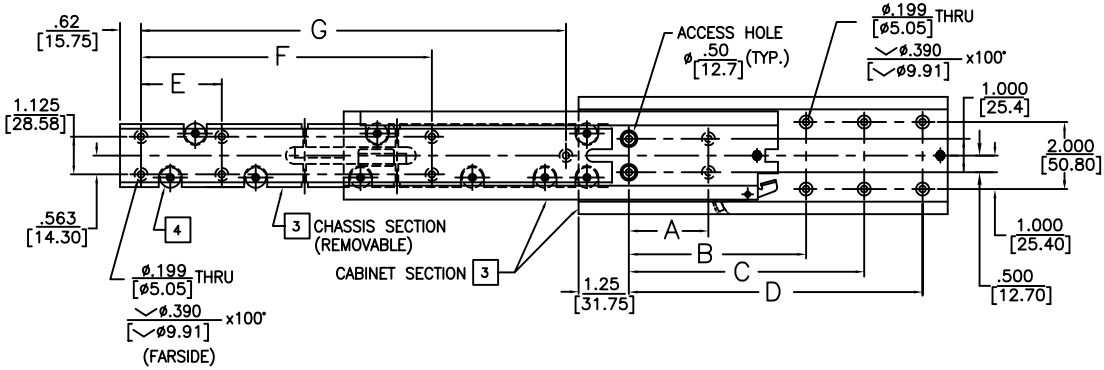

PART NO.	SLIDE LENGTH	SLIDE TRAVEL	MOUNTING HOLE PATTERN							LOAD RATING
SERIES – LENGTH	DIM. L	DIM. T	OUTER MEMBER A	B	C	D	CHASSIS SECTION E	F	G	PER PAIR
145QD–10	10 / 254	9 / 228.6			5 / 127	8 / 203.2		6 / 152.4	8 / 203.2	188 LBS / 85 KG
145QD–12	12 / 304.8	11 / 279.4			6 / 152.4	10 / 254		7 / 177.8	10 / 254	181 LBS / 82 KG
145QD–14	14 / 355.6	13 / 330.2			7 / 177.8	12 / 304.8	4 / 101.6	8 / 203.2	12 / 304.8	174 LBS / 78 KG
145QD–16	16 / 406.4	15 / 381	4 / 101.6	8 / 203.2	11 / 279.4	14 / 355.6	4 / 101.6	9 / 228.6	14 / 355.6	162 LBS / 73 KG
145QD–18	18 / 457.2	17 / 431.8	5 / 127	10 / 254	13 / 330.2	16 / 406.4	5 / 127	10 / 254	16 / 406.4	154 LBS / 69 KG
145QD–20	20 / 508	19 / 482.6	5 / 127	10 / 254	14 / 355.6	18 / 457.2	4 / 101.6	12 / 304.8	18 / 457.2	147 LBS / 66 KG
145QD–22	22 / 558.8	21 / 533.4	6 / 152.4	12 / 304.8	16 / 406.4	20 / 508	7 / 177.8	14 / 355.6	20 / 508	140 LBS / 63 KG
145QD–24	24 / 609.6	23 / 584.2	6 / 152.4	12 / 304.8	17 / 431.8	22 / 558.8	8 / 203.2	15 / 381	22 / 558.8	134 LBS / 60 KG
145QD–26	26 / 660.4	25 / 635	7 / 177.8	14 / 355.6	19 / 482.6	24 / 609.6	8 / 203.2	16 / 406.4	24 / 609.6	130 LBS / 58 KG
145QD–28	28 / 711.2	27 / 685.8	7 / 177.8	14 / 355.6	20 / 508	26 / 660.4	9 / 228.6	18 / 457.2	26 / 660.4	128 LBS / 58 KG

JONATHAN® Engineered Solutions

Irvine Technology Center
410 Exchange, Suite 200
Irvine, CA 92602
Tel: (714) 665–4400
Website: www.JonathanEngr.com
Engineering • Production • Integration/Subassembly • Logistics
United States • Mexico • China • Taiwan

DIMENSIONS SHOWN AS: IN. / [MM]	TOLERANCE UNLESS OTHERWISE NOTED	PART NO.	DESCRIPTION:
.XX / .X	±.010 / [±.3]	145QD	ALUMINUM SERIES 145QD LOAD RATING: 128–188 LBS./ 58–85 KG.
.XXX / .XX	±.005 / [±.13]	DATE: 6/04	
ANGLES	±1°		

COPYRIGHT © 2004 JONATHAN ENGINEERED SOLUTIONS