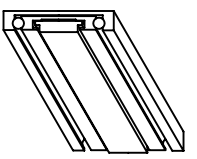


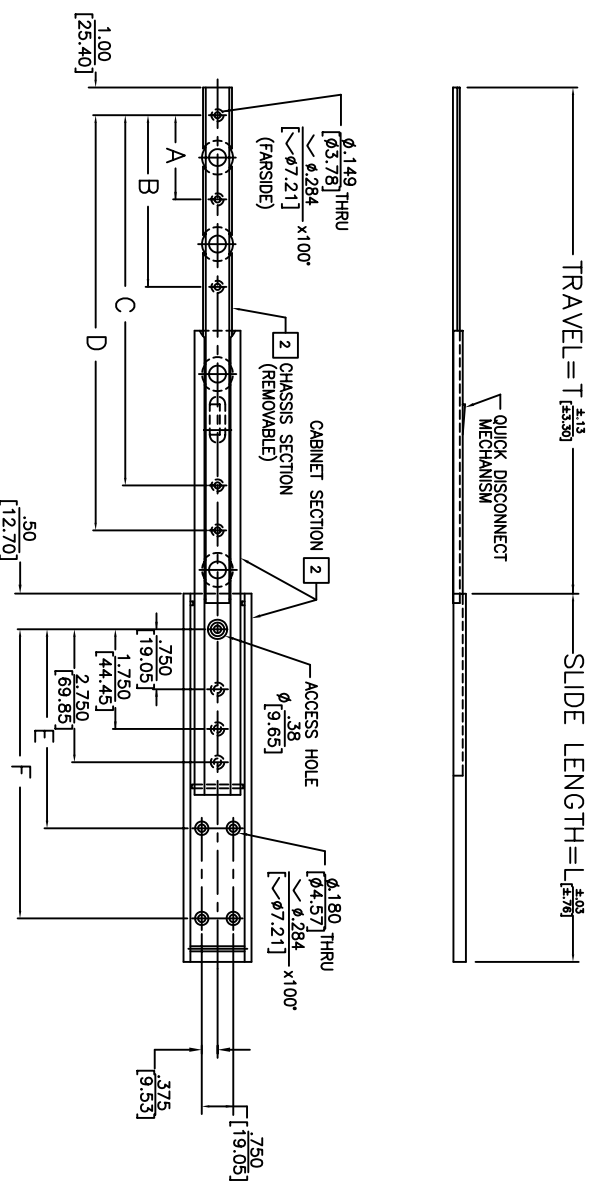
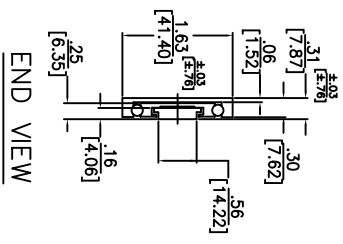
1 2 3 4 5 6

**NOTES:**

1. SLIDE IS SYMMETRICAL. MAY BE USED AS LEFT OR RIGHT HAND SLIDE.
2. CABINET SECTION AND CHASSIS SECTION MAY BE PURCHASED SEPARATELY AND ARE INTERCHANGEABLE CONTACT JONATHAN FOR ORDERING INSTRUCTIONS.
3. SLIDE FEATURES QUICK DISCONNECT OF CHASSIS SECTION.
4. FOR "EA/RETM" BRACKETS, SEE BRACKET SECTION.
5. USE #8 F.H.M.S. FOR MOUNTING THRU THE SLIDE MEMBERS.
6. MOUNTING HOLE TOLERANCE:  $[\pm.13]$



ISOMETRIC REPRESENTATION



PART NO.	SLIDE		MOUNTING HOLE PATTERN				LOAD RATING		
	LENGTH	TRAVEL	CHASSIS SECTION	CABINET SECTION	PER PAIR	LOAD RATING			
SERIES	DIM.	DIM.	A	B	C	D	E	F	PER PAIR
125-10	10	9	2	50.8		6.56	5.75	8.75	98 LBS
	254	228.6	1	166.6		146.1	146.1	222.3	44 KG
125-12	12	11	3	76.2		8	6.75	10.75	94 LBS
	304.8	279.4	25.4	203.2		203.2	171.5	273.1	43 KG
125-14	14	13	4	101.6		10	7.75	12.75	90 LBS
	355.6	330.2	50.8	254		254	196.9	323.9	41 KG
125-16	16	15	5	127		12	8.75	14.75	87 LBS
	406.4	381	76.2	304.8		304.8	222.3	374.7	39 KG
125-18	18	17	6	152.4		14	9.75	16.75	85 LBS
	457.2	431.8	101.6	355.6		355.6	247.7	425.5	39 KG
125-20	20	19	7	177.8		16	10.75	18.75	78 LBS
	508	482.6	101.6	406.4		406.4	273.1	476.3	35 KG
125-22	22	21	8	203.2		18	11.75	20.75	71 LBS
	558.8	533.4	127	457.2		457.2	298.5	527.1	32 KG
125-24	24	23	9	228.6		20	12.75	22.75	67 LBS
	609.6	584.2	152.4	555.6		555.6	323.9	577.9	30 KG

**ORDERING INFORMATION**

TO ORDER SLIDES WITH BRACKET KIT BK-35 OR BK-36  
 PRE-ASSEMBLED TO SLIDES:  
 RECESSED BRACKETS BK-35  
 ORDER: 125-(LENGTH)-2  
 EXAMPLE: 125-12-2

NON-RECESSED BRACKETS BK-36  
 ORDER: 125-(LENGTH)-3  
 EXAMPLE: 125-12-3

SEE ACCESSORY SECTION FOR BK-35 AND BK-36.



Irvine Technology Center  
 410 Exchange, Suite 200  
 Irvine, CA 92602  
 Tel: (714) 665-4400  
 Website: www.jonathanEng.com  
 Engineering • Production • Integration • Subassembly • Logistics  
 United States • Mexico • China • Taiwan

DIMENSIONS SHOWN		PART NO.	
AS: INL	[MM]	125	DESCRIPTION:
TOLERANCE		ALUMINUM	
UNLESS OTHERWISE NOTED		SERIES 125	
XX	±.010	LOAD RATING: 67-98 LBS. / 30-44 KG.	
X	±.03		
XXX	±.005		
XX	±.13		
ANGLES		DATE: 6/04	
±1°		COPYRIGHT © 2004 JONATHAN ENGINEERED SOLUTIONS	

1 2 3 4 5 6