NOTES:

1. LEFT SLIDE AS SHOWN, RIGHT SLIDE OPPOSITE.
2. FOR LOCKING DEVICES, SEE SEPARATE SECTION.
3. MOUNTING HOLE TOLERANCE: ±.005 [±.13]

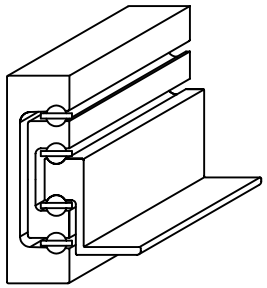

ISOMETRIC REPRESENTATION

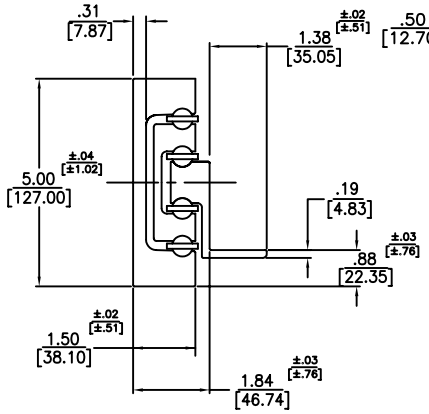


END VIEW

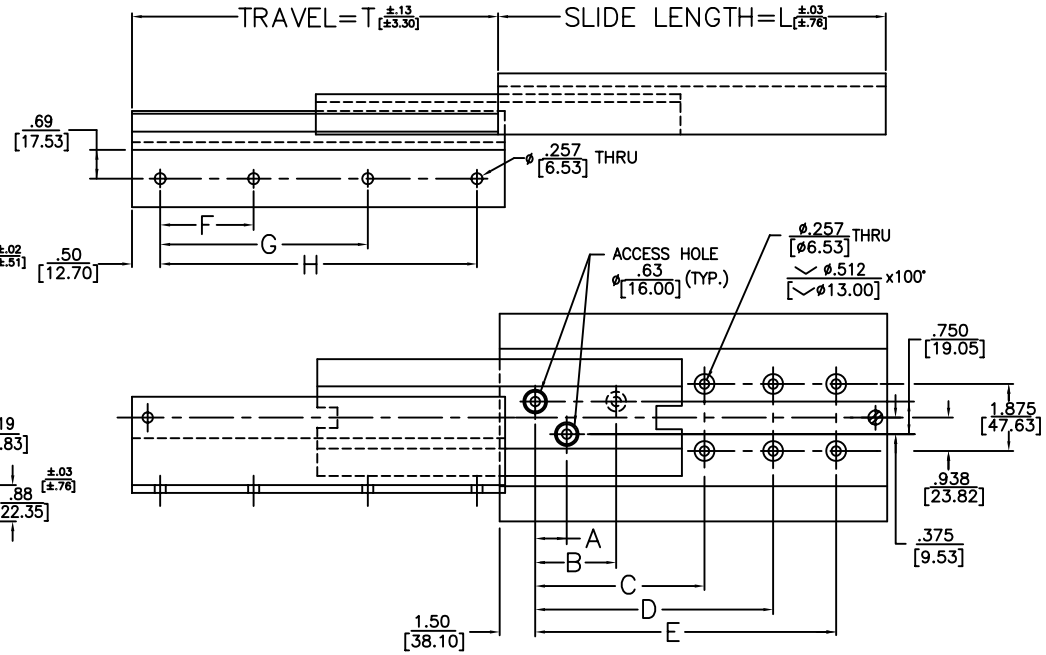


| PART NO. | SLIDE LENGTH | SLIDE TRAVEL | MOUNTING HOLE PATTERN | | | | | | | | LOAD RATING |
|---|---|---|---|---|---|---|---|---|---|---|---|
| SERIES LENGTH | DIM. L | DIM. T | OUTER MEMBER A | B | C | D | E | INNER MEMBER F | G | H | PER PAIR |
| 181–14 | 14 / 355.6 | 13 / 330.2 | 4 / 101.6 | | | 7 / 177.8 | 11 / 279.4 | 4 / 101.6 | 9 / 228.6 | 13 / 330.2 | 980 LBS / 444 KG |
| 181–16 | 16 / 406.4 | 15 / 381 | 4 / 101.6 | | | 8 / 203.2 | 13 / 330.2 | 5 / 127 | 10 / 254 | 15 / 381 | 960 LBS / 435 KG |
| 181–18 | 18 / 457.2 | 17 / 431.8 | 5 / 127 | | | 9 / 228.6 | 15 / 381 | 6 / 152.4 | 11 / 279.4 | 17 / 431.8 | 845 LBS / 383 KG |
| 181–20 | 20 / 508 | 19 / 482.6 | 6 / 152.4 | | | 11 / 279.4 | 17 / 431.8 | 6 / 152.4 | 13 / 330.2 | 19 / 482.6 | 760 LBS / 344 KG |
| 181–22 | 22 / 558.8 | 21 / 533.4 | 4 / 101.6 | 7 / 177.8 | 11 / 279.4 | 15 / 381 | 19 / 482.6 | 7 / 177.8 | 14 / 355.6 | 21 / 533.4 | 700 LBS / 317 KG |
| 181–24 | 24 / 609.6 | 23 / 584.2 | 5 / 127 | 9 / 228.6 | 13 / 330.2 | 17 / 431.8 | 21 / 533.4 | 8 / 203.2 | 15 / 381 | 23 / 584.2 | 670 LBS / 303 KG |
| 181–26 | 26 / 660.4 | 25 / 635 | 5 / 127 | 9 / 228.6 | 13 / 330.2 | 18 / 457.2 | 23 / 584.2 | 8 / 203.2 | 17 / 431.8 | 25 / 635 | 640 LBS / 290 KG |
| 181–28 | 28 / 711.2 | 27 / 685.8 | 6 / 152.4 | 11 / 279.4 | 15 / 381 | 20 / 508 | 25 / 635 | 9 / 228.6 | 18 / 457.2 | 27 / 685.8 | 615 LBS / 278 KG |
| 181–30 | 30 / 762 | 29 / 736.6 | 6 / 152.4 | 11 / 279.4 | 15 / 381 | 21 / 533.4 | 27 / 685.8 | 10 / 254 | 19 / 482.6 | 29 / 736.6 | 600 LBS / 272 KG |
| 181–32 | 32 / 812.8 | 31 / 787.4 | 6 / 152.4 | 11 / 279.4 | 17 / 431.8 | 23 / 584.2 | 29 / 736.6 | 10 / 254 | 21 / 533.4 | 31 / 787.4 | 590 LBS / 267 KG |
| 181–34 | 34 / 863.6 | 33 / 838.2 | 6 / 152.4 | 11 / 279.4 | 17 / 431.8 | 24 / 609.6 | 31 / 787.4 | 11 / 279.4 | 22 / 558.8 | 33 / 838.2 | 580 LBS / 263 KG |
| 181–36 | 36 / 914.4 | 35 / 889 | 7 / 177.8 | 13 / 330.2 | 19 / 482.6 | 26 / 660.4 | 33 / 838.2 | 12 / 304.8 | 23 / 584.2 | 35 / 889 | 565 LBS / 256 KG |


JONATHAN® Engineered Solutions

Irvine Technology Center
410 Exchange, Suite 200
Irvine, CA 92602
Tel: (714) 665–4400
Website: www.JonathanEngr.com
Engineering • Production • Integration/Subassembly • Logistics
United States • Mexico • China • Taiwan


| DIMENSIONS SHOWN AS: IN. / [MM] | TOLERANCE UNLESS OTHERWISE NOTED | PART NO. | DESCRIPTION: |
|---|---|---|---|
| .XX / .X | ±.010 [±.3] | 181 | ALUMINUM<br>SERIES 181<br>LOAD RATING: 565–980 LBS./ 256–444 KG. |
| .XXX / .XX | ±.005 [±.13] | DATE: 6/04 | |
| ANGLES | ±1° | | |


COPYRIGHT © 2004 JONATHAN ENGINEERED SOLUTIONS