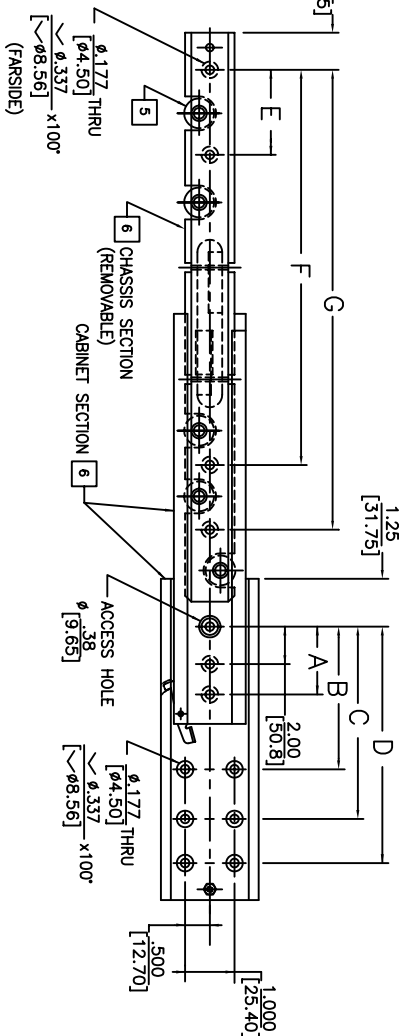
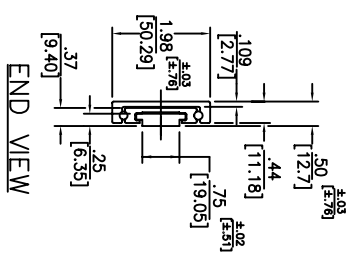
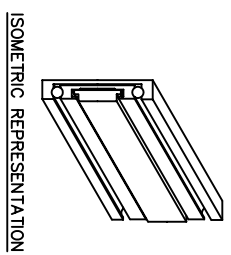


- NOTES:**
- LEFT SLIDE AS SHOWN, RIGHT SLIDE OPPOSITE.
 - FOR BRACKETS, SEE SEPARATE SECTION.
 - SLIDE LOCKS IN OPEN POSITION ONLY.
 - SLIDE FEATURES QUICK DISCONNECT OF CHASSIS SECTION.
 - AMOUNT OF ROLLERS TO BE DETERMINED BY JONATHAN ENGINEERED SOLUTIONS
 - CABINET SECTION OR CHASSIS SECTION MAY BE PURCHASED SEPARATELY AS AN OPTION. PLEASE CONTACT JONATHAN FOR ORDERING INSTRUCTIONS.
 - MOUNTING HOLE TOLERANCE: $\pm .005$



PART NO.	SLIDE DIM.	TRAVEL DIM.	OUTER DIM.	MEMBER DIM.	CHASSIS DIM.	SECTION DIM.	LOAD RATING				
SERIES	LENGTH	L	T	A	B	C	D	E	F	G	PER PAIR
1300QD-10	10	9		5	8	11	14	3	10.5	13.5	124 LBS
1300QD-12	12	11		6	10	12	15	3.5	11.5	15.5	108 LBS
1300QD-14	14	13		7	11	13	16	4.5	12.5	17.5	97 LBS
1300QD-16	16	15		8	12	14	18	5.5	13.5	19.5	88 LBS
1300QD-18	18	17		9	13	15	20	6.5	14.5	21.5	81 LBS
1300QD-20	20	19		10	14	16	22	7.5	15.5	23.5	78 LBS
1300QD-22	22	21		11	15	17	24	8.5	16.5	25.5	78 LBS
1300QD-24	24	23		12	16	18	26	9.5	17.5	27.5	78 LBS
1300QD-26	26	25		13	17	19	28	10.5	18.5	29.5	78 LBS
1300QD-28	28	27		14	18	20	30	11.5	19.5	31.5	78 LBS



Irvine Technology Center
410 Exchange, Suite 200
Irvine, CA 92602
Tel: (714) 665-4400
Website: www.jonathanengr.com
Engineering • Production • Integration • Subassembly • Logistics
United States • Mexico • China • Taiwan

DIMENSIONS SHOWN AS: IN.	PART NO.	DESCRIPTION:
TOLERANCE UNLESS OTHERWISE NOTED	1300QD	ALUMINUM SERIES 1300QD
XX ± 0.10	DATE: 6/04	LOAD RATING: 78-138 LBS. / 35-62 KG.
XXX ± 0.005		
XX ± 1.3		
ANGLES $\pm 1^\circ$		

COPYRIGHT © 2004 JONATHAN ENGINEERED SOLUTIONS